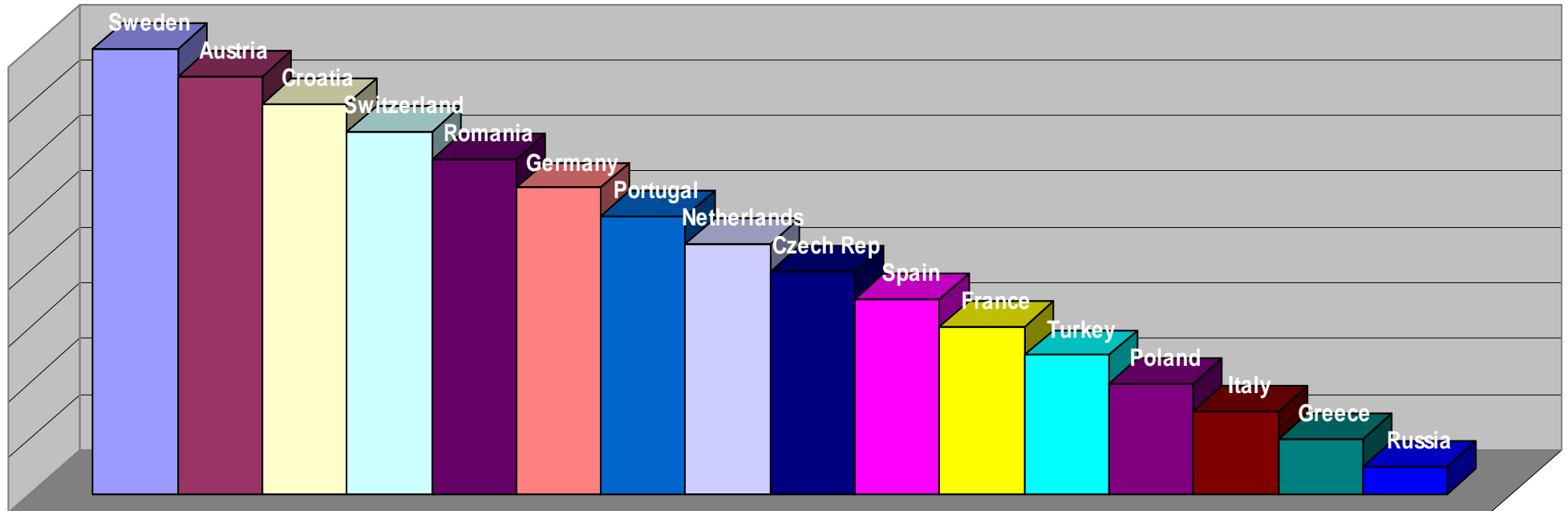


# Who should I cheer for?

[www.whoshouldicheerfor.com](http://www.whoshouldicheerfor.com)

Most Supportable Team in the European Championships

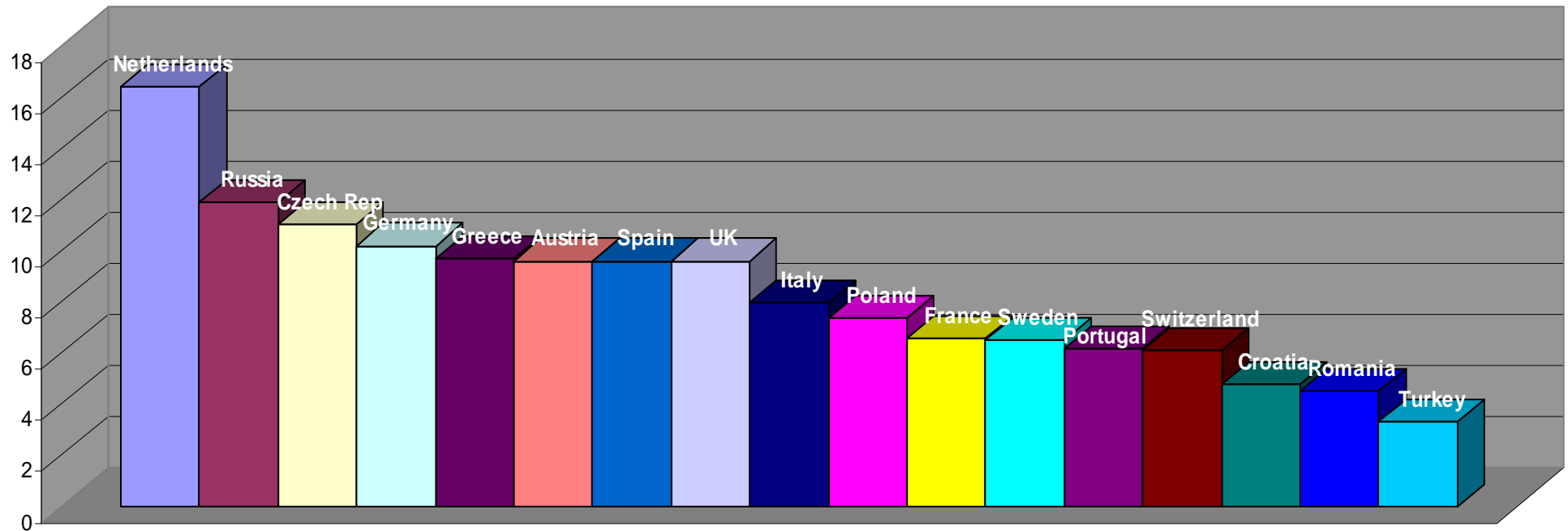


**Issues: how we ranked the countries playing in Euro 2008**



[Click here for the Euro 2008 team chooser](#)

## Carbon Dioxide (tonnes per person)



### Carbon dioxide emissions

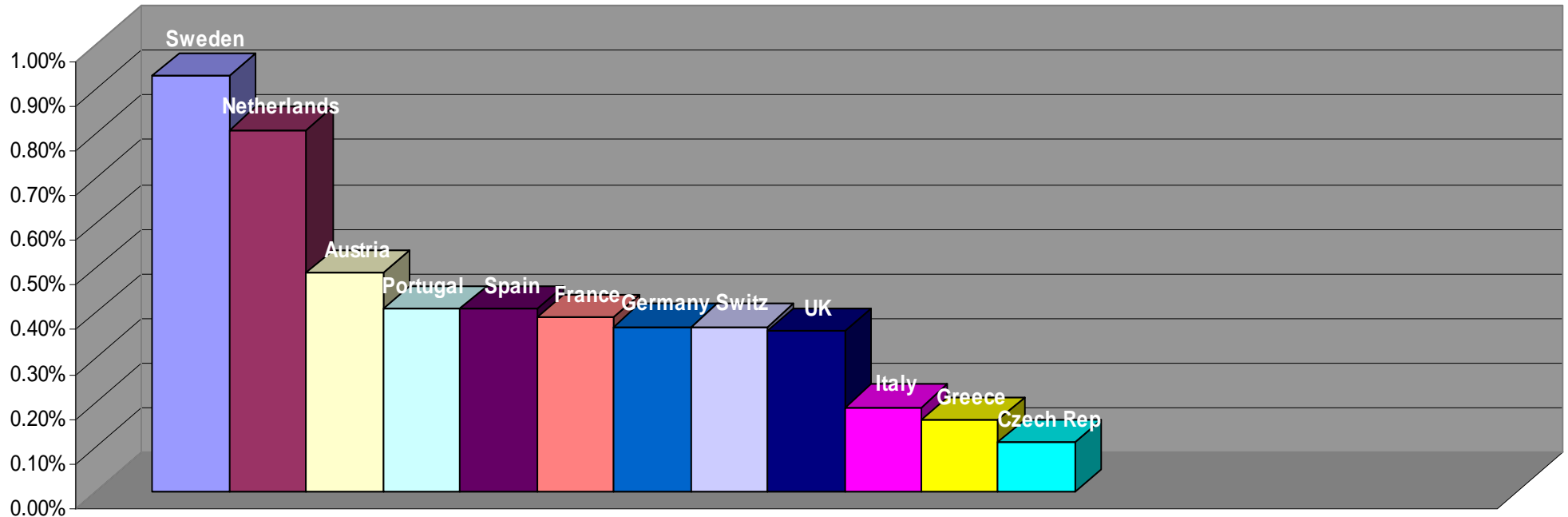
Climate change is a horrendous injustice. The rich are primarily responsible for global warming but the poor will suffer the most. The Netherlands create the highest amount of carbon dioxide of countries in the European Championships, emitting a huge 16 tonnes per person. Turkey, Romania and Croatia emit the least with 3-to-4 tonnes per person.

In contrast, India emits 1 tonne per person and Bangladesh 0.3 tonnes. The UK emits 10 tonnes per person.

To learn more about climate change go to: <http://www.wdm.org.uk/campaigns/climate/index.htm>

Data source: US Energy Information Administration

## Aid Spending (% of national income)



### Aid spending

In 1970, the world's richest nations committed themselves to spending 0.7 per cent of their national income on international aid each year in order to fight global poverty. Few have ever done so (the highest the UK ever got was 0.51 per cent in 1979), and even worse, aid has been used as a political tool to support dictators during the Cold War, or to impose free market economic policies such as water privatisation on poor countries.

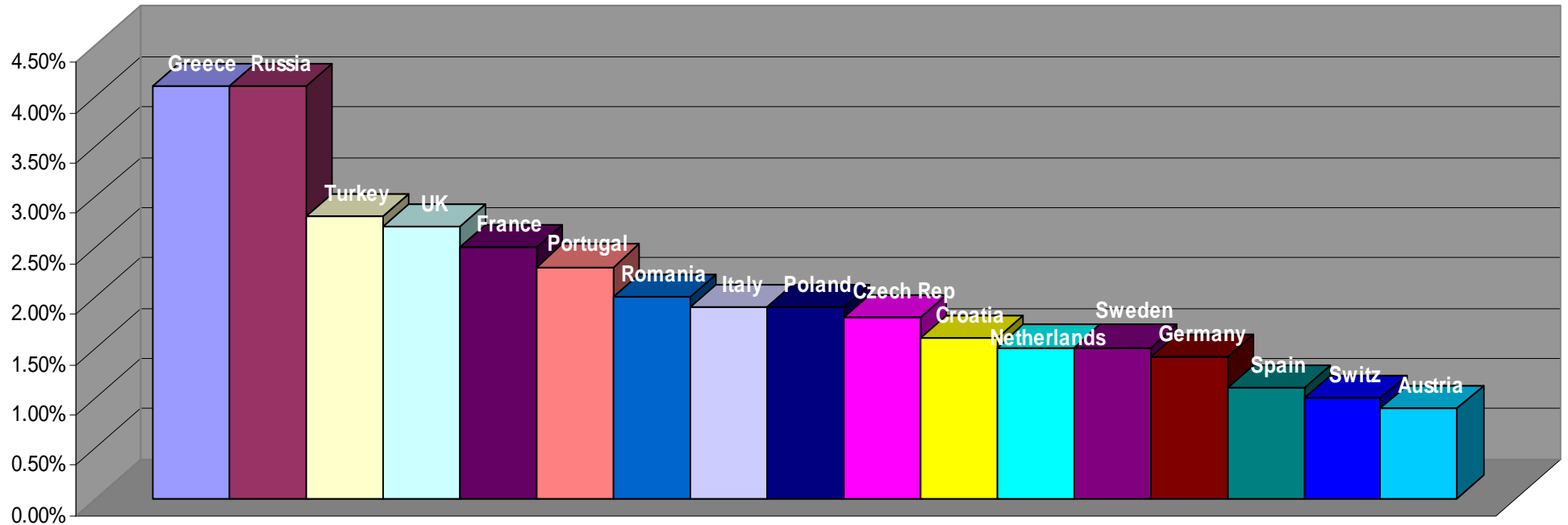
We applaud Sweden and the Netherlands as the two nations in Euro 2008 spending more than 0.7 per cent in aid. However, the Czech Republic, Greece and Italy all spend less than 0.2 per cent.

Despite the rhetoric from the Labour government, the UK gives less in aid than most European countries; just 0.36 per cent of income.

Obviously the poorest European countries do not give aid, so they are excluded from this category.

Data source: OECD

### Military Spending (% of national income)



#### Military spending

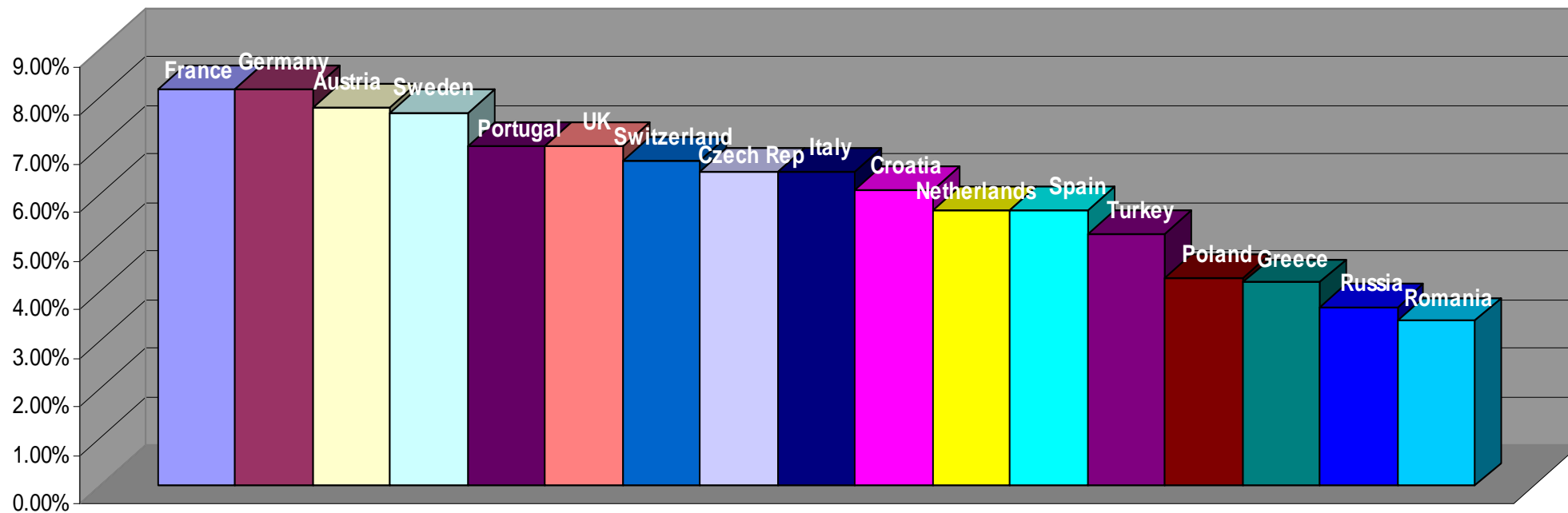
We know the world's a mess when the amount of money spent on armed forces in two days is enough to provide basic education for every child in the world who currently lacks it.

In terms of the proportion of a country's economy spent on their military, Russia and Greece are the worst, spending a whopping 4.1 per cent of their national incomes on their armed forces. Austria, contrary to popular perception, is the most peaceful country, spending 0.9 per cent of national income in the military.

The UK spends the most of any country in Western Europe - 2.7 per cent (compare that with the 0.36 per cent we spend on international aid). If the UK reduced its military spending to the European average of 1.8 per cent it would free up £8.5 billion for spending elsewhere.

Data source: United Nations Development Programme

### Health Spending (% of national income)

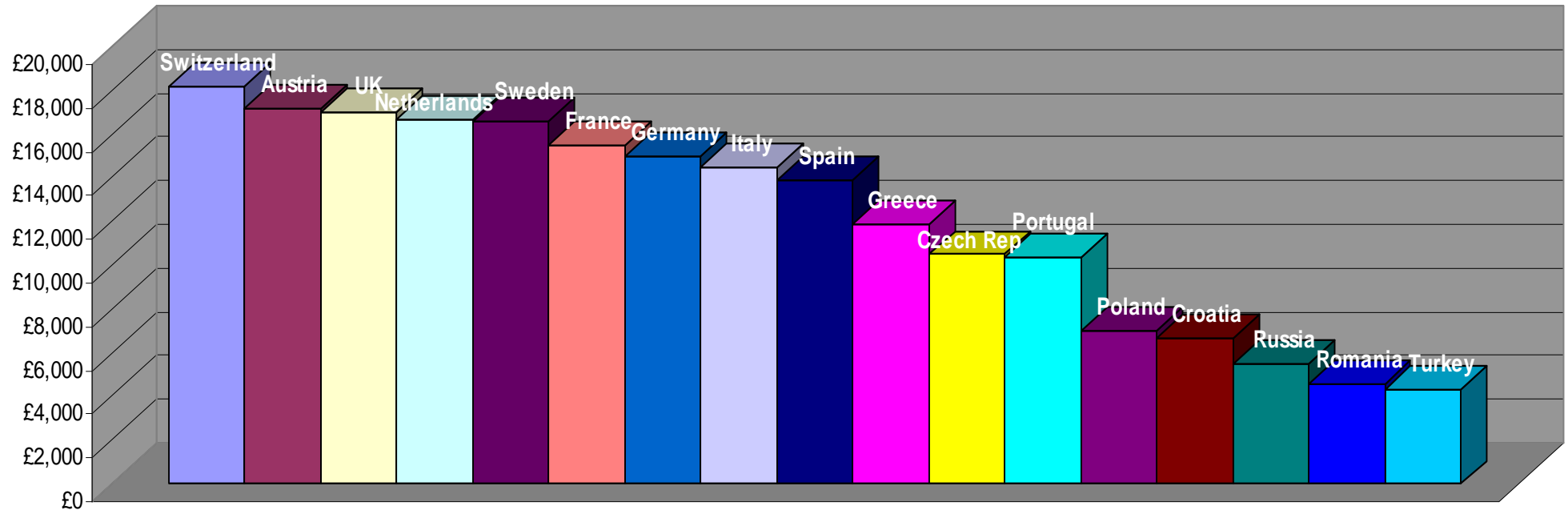


### Health spending

Does what it says on the tin. Nurses and teachers good. Guns and bombs bad.

Data source: United Nations Development Programme

## National Income Per Person



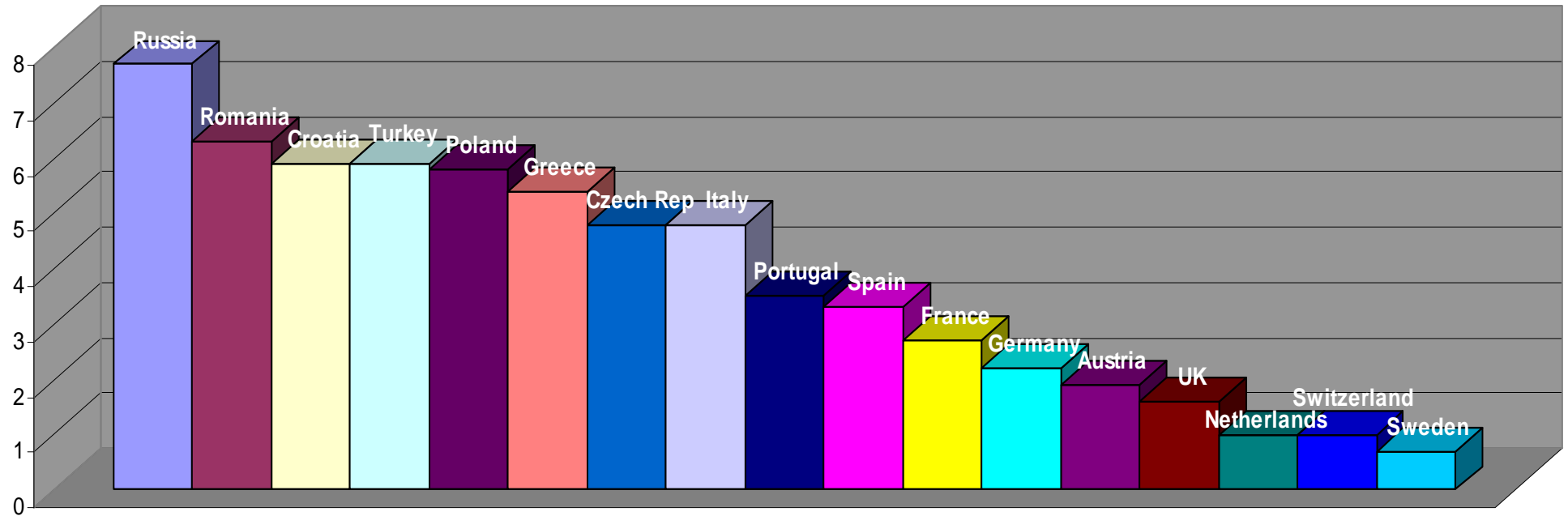
### National income per person

Global inequality is massive. The richest 5 per cent of the world's population receive 114 times the income of the poorest 5 per cent.

There is also huge inequality between countries. Whilst Europe is seen as a developed region, there are still stark differences in income between countries. If you want to cheer on the poorest countries taking part in Euro 2008, then Turkey and Romania are the teams for you. Their national income per person is a quarter that of the richest country taking part; Switzerland.

Data source: United Nations Development Programme

## Perception of Corruption (10=high, 0=low)



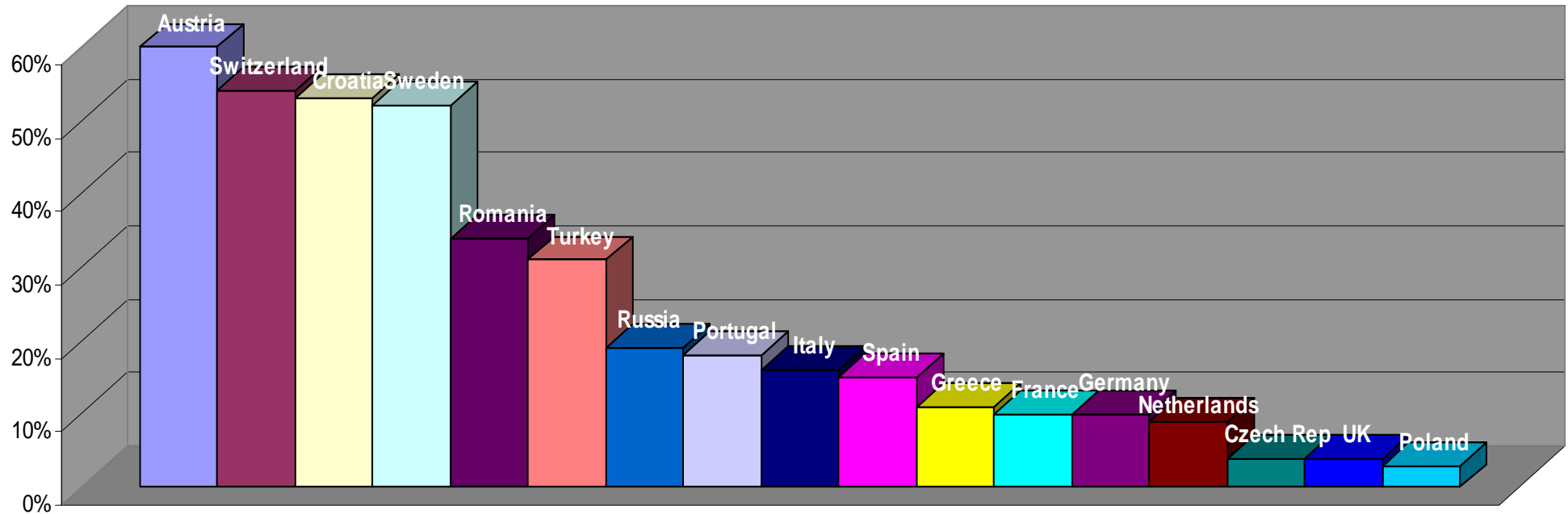
### Perception of corruption

Corruption is the use of power for private gain. It is present throughout the world, but the poor - those with least power - suffer the most. The global corruption watchdog Transparency International say "Corruption is as much a problem in rich countries as it is in poor countries". Corruption thrives where the checks and balances within the political system are inadequate to control it, and where countries cannot afford to pay their public servants enough to feed their families.

Of our Euro 2008 teams, there is the greatest perception of corruption in Russia and Romania.

Data source: Transparency International

## Electricity from Renewable Energy



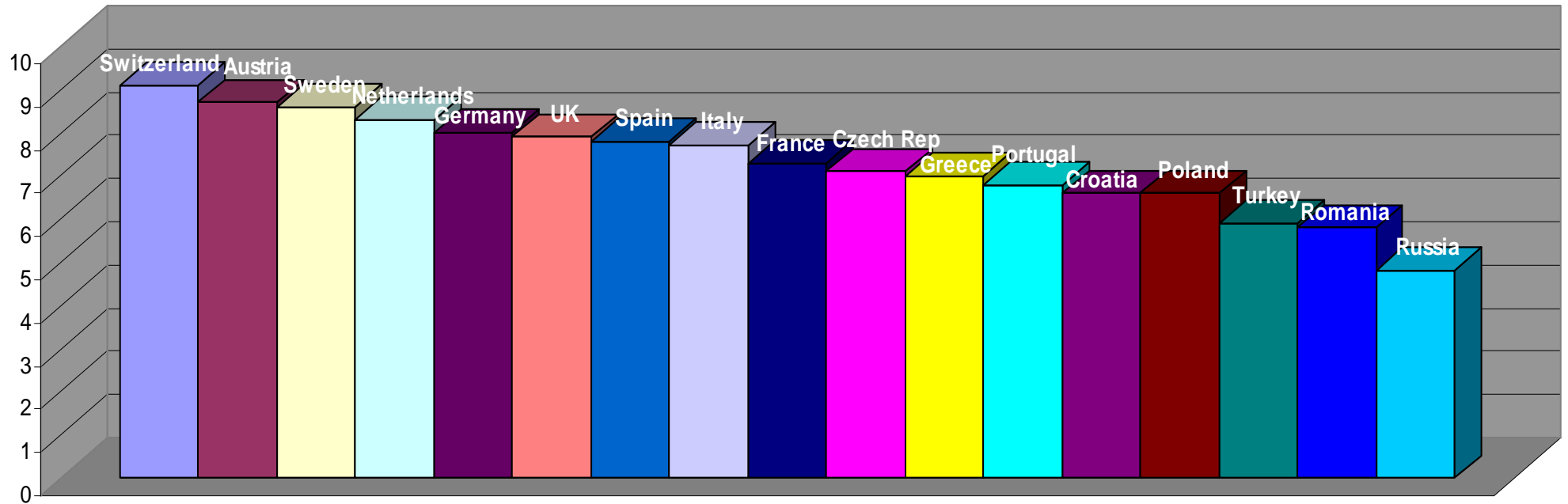
### Electricity from renewable energy

In order to tackle climate change the rich need to waste less, cut consumption and get more of their energy from renewable energies such as wind, wave, tidal and solar.

Austria, Croatia, Sweden and Switzerland already get over 50 per cent of their electricity from renewable energy. The UK gets just 4 per cent, which is less than most European countries. For instance, Germany and France both get 10 per cent of their electricity from renewable energy.

Data source: European Commission

## Happiness (10=high, 1=low)

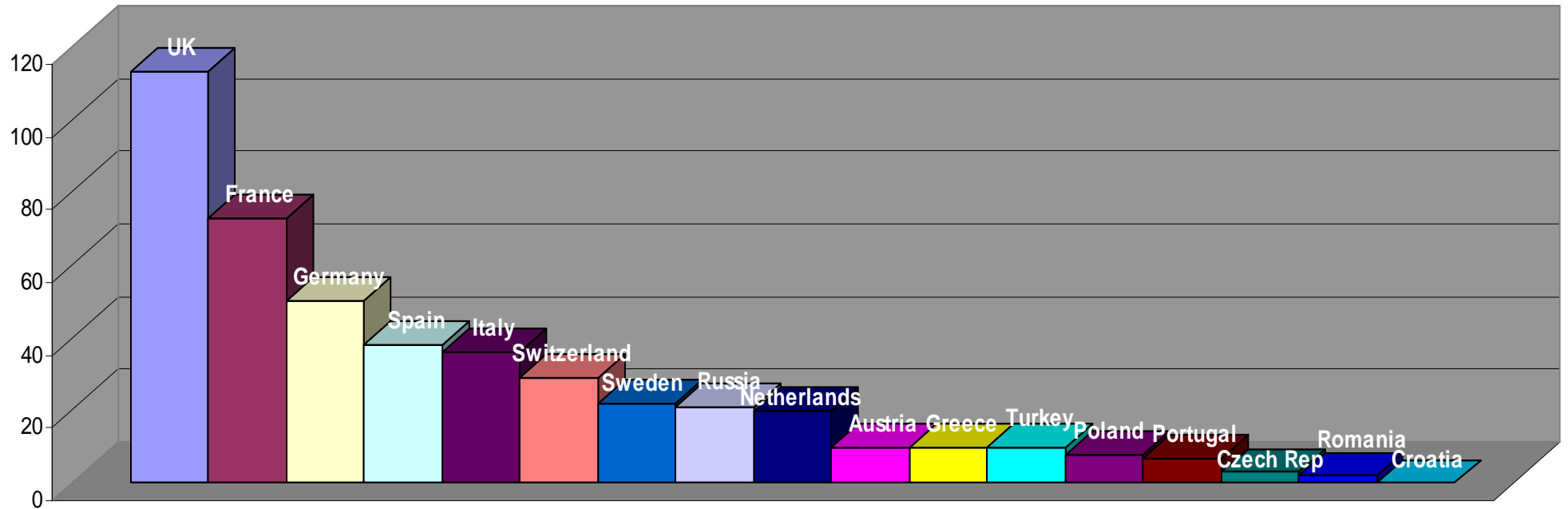


### Happiness

Does money make you happy? In the rich world the huge increases in wealth in recent decades has not increased happiness. Here you can see who is happiest within Europe.

Data source: New Economics Foundation

## Companies in Europe's Largest 500



### Companies in Europe's largest 500

The number of multinational companies that call a country home is a pretty good indicator of the power of that country in the global economy. It also shows where the profits are ending up. Astonishingly for every £1 given in aid to developing countries, multinational companies take out £1.50 in profits.

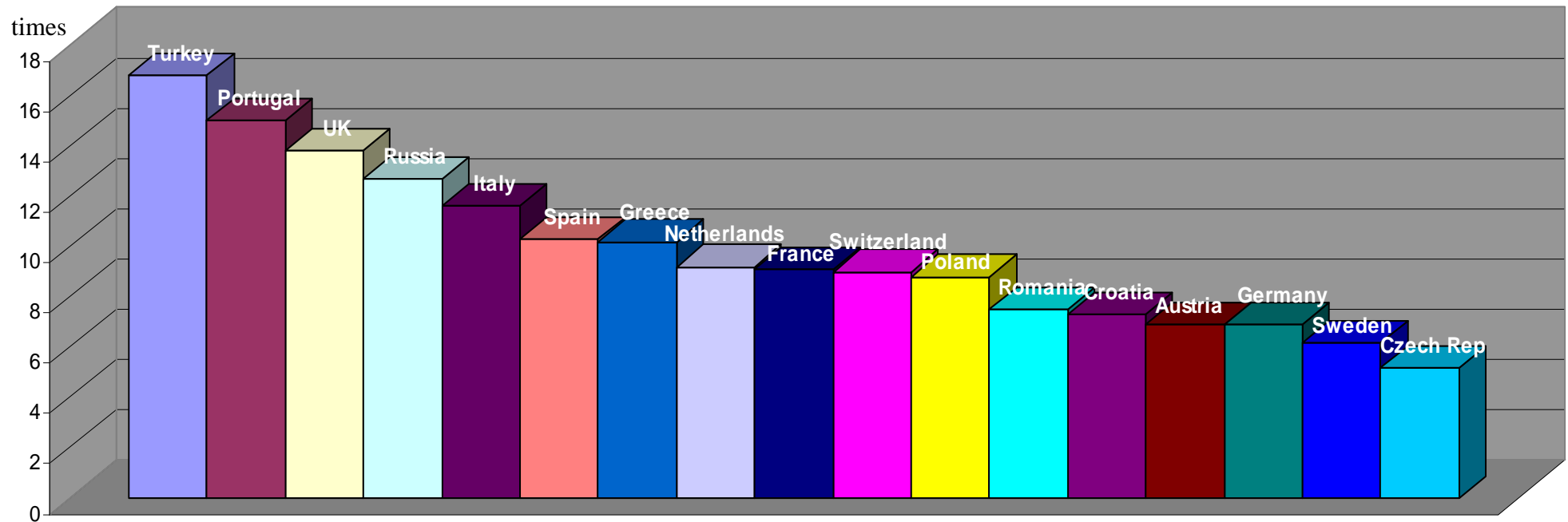
There are over 15,000 people employed in Brussels to lobby the European Union on behalf of companies. Unsurprisingly EU trade policy ends up being for the benefit of corporations rather than being in the interests of the world's poorest people.

To learn more about trade go to:

<http://www.wdm.org.uk/campaigns/trade/index.htm>

Data source: Financial Times

## How much more do the richest 10% of the population earn than the poorest 10%



### Inequality

As well as inequality between countries there can be huge inequality within countries. In Turkey, the richest 10 per cent of the population earn 17 times more than the poorest 10 per cent.

The Czech Republic is the most equal country taking part in Euro 2008, followed by Sweden, Austria and Germany. The UK is one of the most unequal countries in Europe: the richest 10 per cent earn 14 times more than the poorest 10 per cent.

Data source: United Nations Development Programme